

SRA Diversity  
Questionnaire 2023  
Fisher Jones Greenwood  
LLP

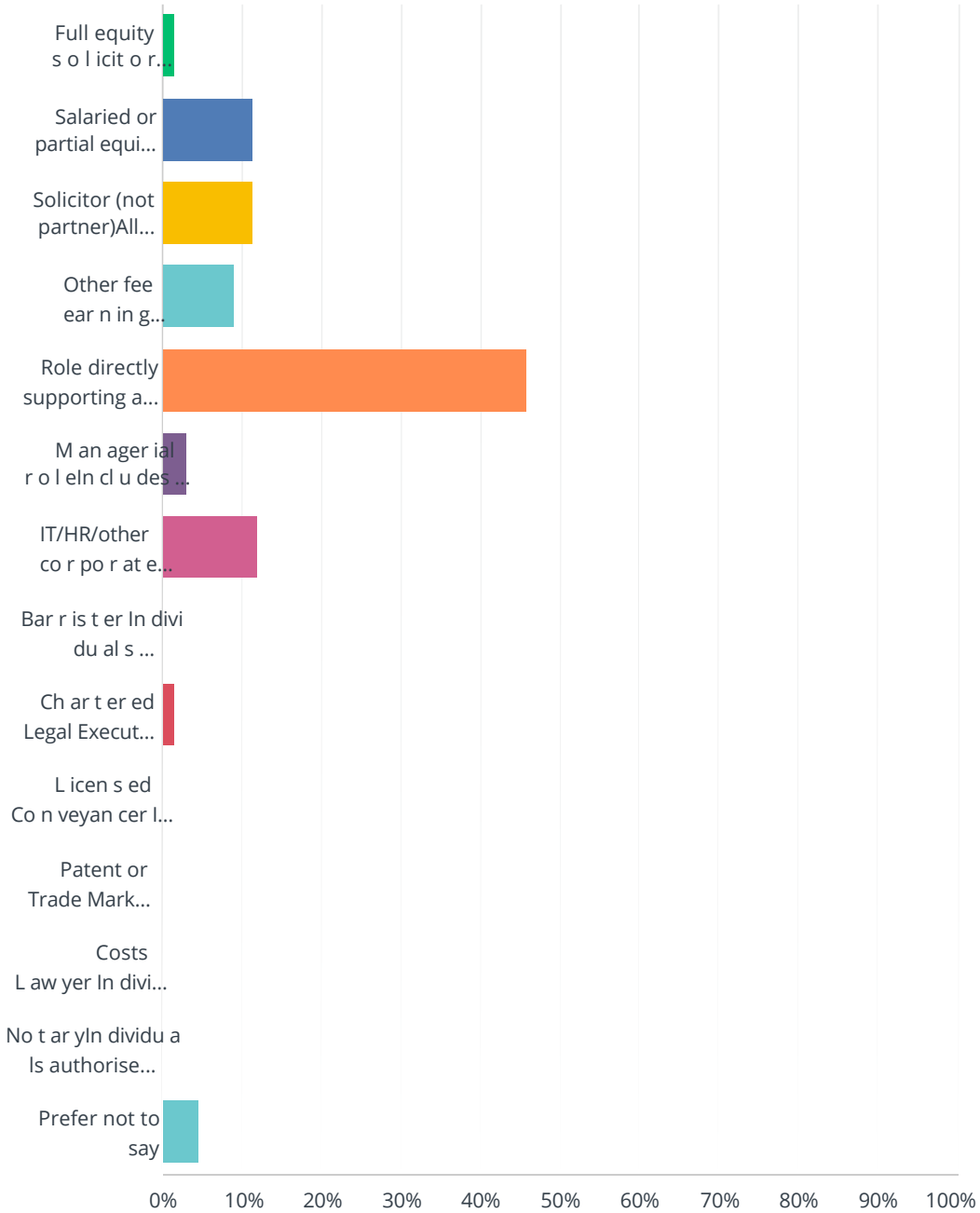


FISHER  
JONES  
GREENWOOD  
SOLICITORS

Part of **Lawfront**

# Q1 Select one category which best describes your role in the firm. (Reference to solicitors includes Registered Foreign Lawyers).

Answered: 133 Skipped: 0

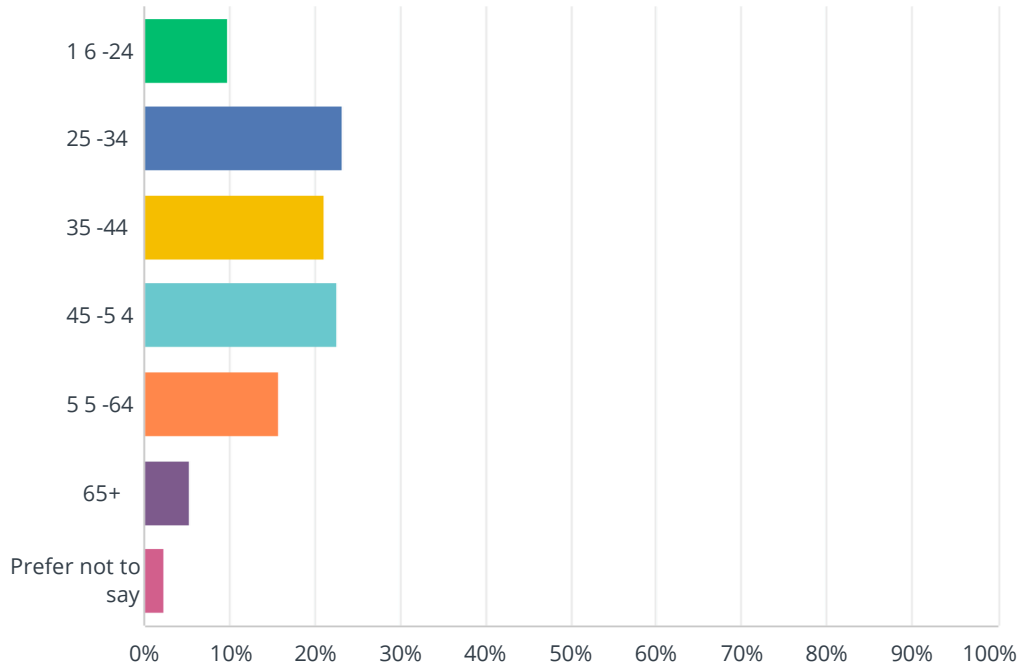


## SRA Diversity Questionnaire 2023

ANSWER CHOICES	RESPONSES	
Full equity solicitor partner/sole practitioner Include here partners, members, directors and sole practitioners who are solicitors. Those holding these roles who are not solicitors should be recorded in the 'Managerial role' category below	1.50%	2
Salaried or partial equity solicitor partners Partners, members or directors who are not solicitors should be recorded in the 'Managerial role' category below.	11.28%	15
Solicitor (not partner) All other practising solicitors including assistant solicitors, associates, or consultants.	11.28%	1
Other fee earning role Includes fee earners such as trainee solicitors, members of CILEx who are not Chartered Legal Executives (Fellows), or CILEx Practitioners and paralegals i.e. those who are not 'authorised persons'	9.02%	5
Role directly supporting a fee earner Includes legal secretaries, administrators, legal assistants, or non-fee earning paralegals.		1
Managerial role Includes non-lawyer managers, directors, or members and others such as practice managers, finance, or account managers etc.	45.86%	61 2
IT/HR/other corporate services role Not an authorised person and not individuals in a managerial role - includes finance or accountancy roles.	3.01%	4
Barrister Individuals authorised by the Bar Standards Board.	12.03%	16
Chartered Legal Executive (Fellow)/ CILEx Practitioner Individuals authorised by CILEx Regulation.		
Licensed Conveyancer Individuals authorised by the Council for Licensed Conveyancers.	0.	0
Patent or Trade Mark Attorney Individuals authorised by the Intellectual Property Regulation Board.	00%	2
Costs Lawyer Individuals authorised by the Costs Lawyer Standards Board.	1.	0
Notary Individuals authorised by the Master of the Faculties	50%	0
Prefer not to say	0.	0
TOTAL	00%	0
	0.	6
	00%	133
	0.	
	00%	
	0.	
	00%	
	4.	
	51%	

## Q2 Which age category are you in?

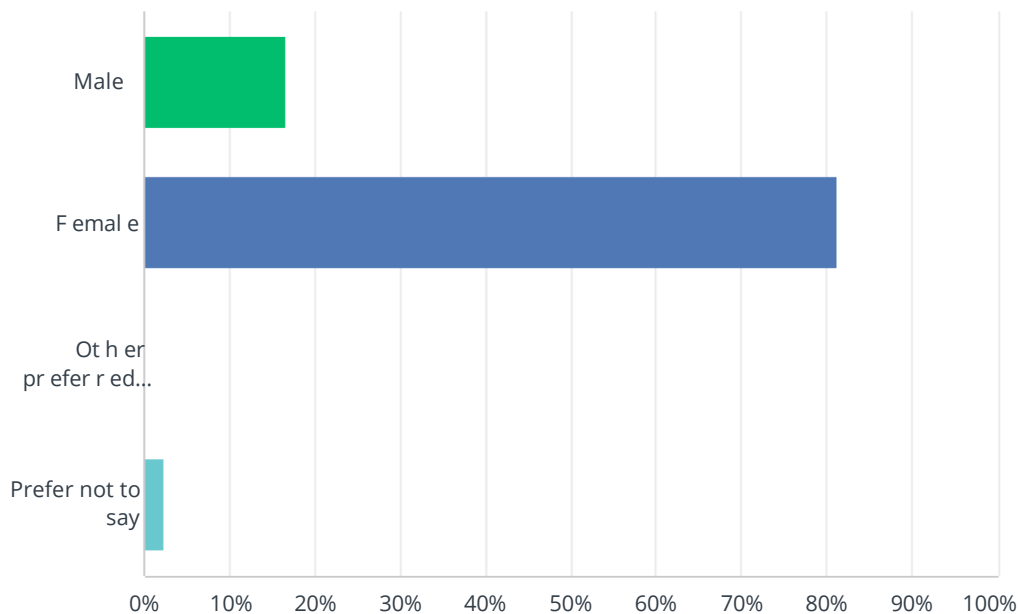
Answered: 133 Skipped: 0



ANSWER CHOICES	RESPONSES	
16-24	9.77%	13
25-34	23.31%	31
35-44	21.05%	28
45-54	22.56%	30
55-64	15.79%	21
65+	5.26%	7
Prefer not to say	2.26%	3
<b>TOTAL</b>		<b>133</b>

### Q3 What is your sex?

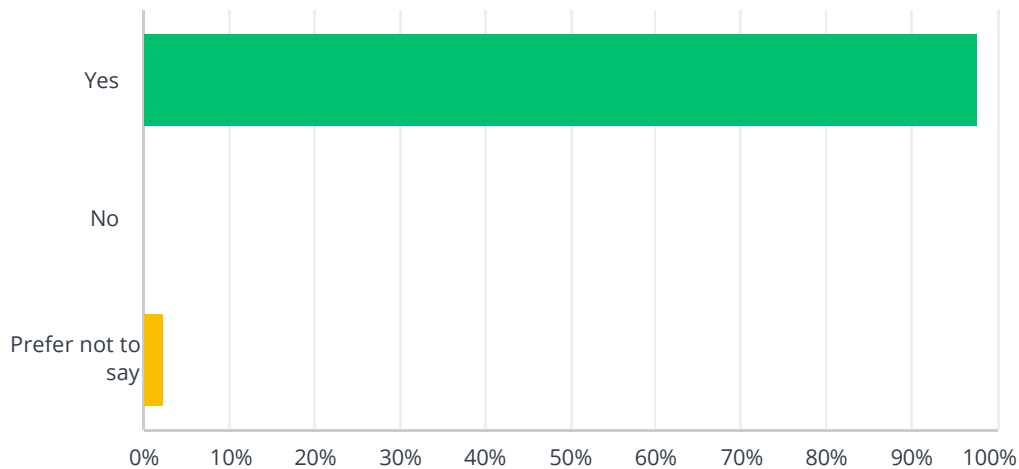
Answered: 133 Skipped: 0



ANSWER CHOICES	RESPONSES	
Male	16.54%	22
Female	81.20%	108
Other preferred description	0.00%	0
Prefer not to say	2.26%	3
<b>TOTAL</b>		<b>133</b>

## Q4 Is the gender you identify with the same as your sex registered at birth?

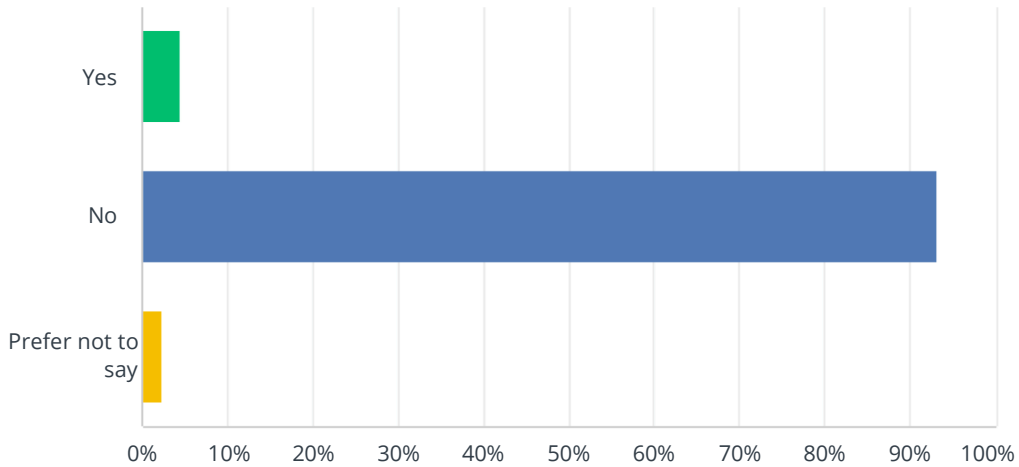
Answered: 132 Skipped: 1



ANSWER CHOICES	RESPONSES	
Yes	97.73%	129
No	0.00%	0
Prefer not to say	2.27%	3
TOTAL		132

Q5 Do you consider yourself to have a disability according to the definition in the Equality Act 2010? The Equality Act defines a disabled person as someone who has a mental or physical impairment that has a substantial and long-term adverse effect on the person’s ability to carry out normal day-to-day activities. If you have a condition which fits the Equality Act definition, please tick 'Yes' even if you are not limited by your condition.

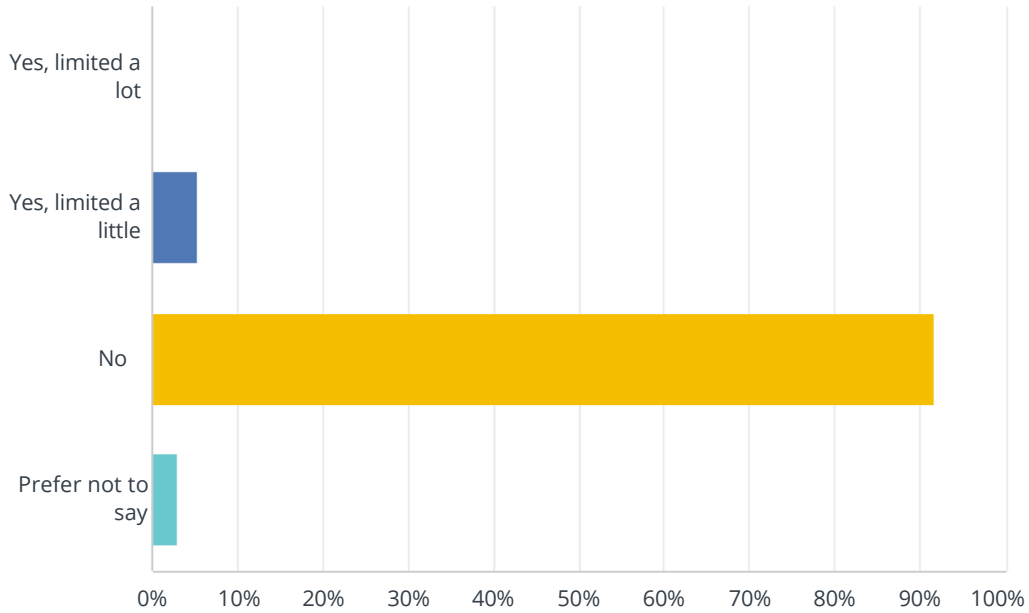
Answered: 133 Skipped: 0



ANSWER CHOICES	RESPONSES
Yes	4. 51% 6
No	93. 23% 124
Prefer not to say	2. 26% 3
TOTAL	133

### Q6 Are your day-to-day activities limited because of a health problem or disability which has lasted, or is expected to last, at least 12 months?

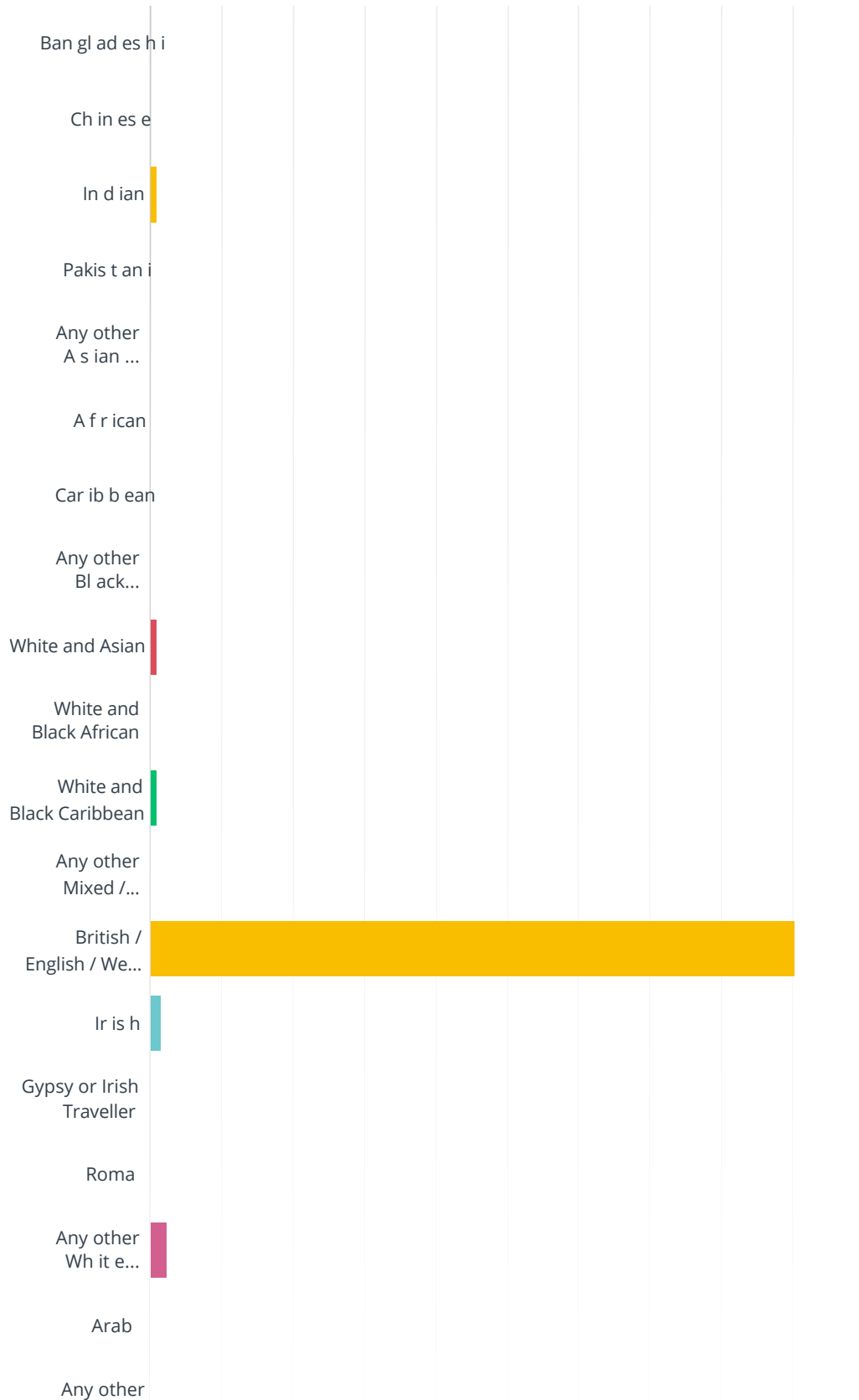
Answered: 133 Skipped: 0



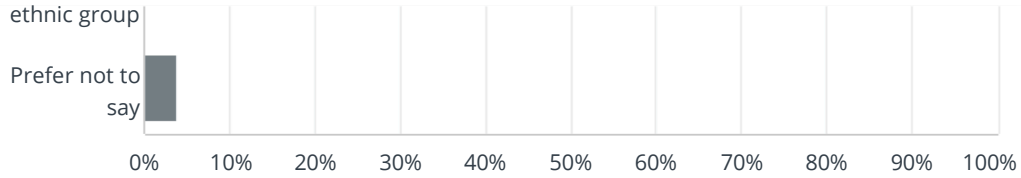
ANSWER CHOICES	RESPONSES	
Yes, limited a lot	0.00%	0
Yes, limited a little	5.26%	7
No	91.73%	122
Prefer not to say	3.01%	4
<b>TOTAL</b>		<b>133</b>

## Q7 What is your ethnic group?

Answered: 133 Skipped: 0



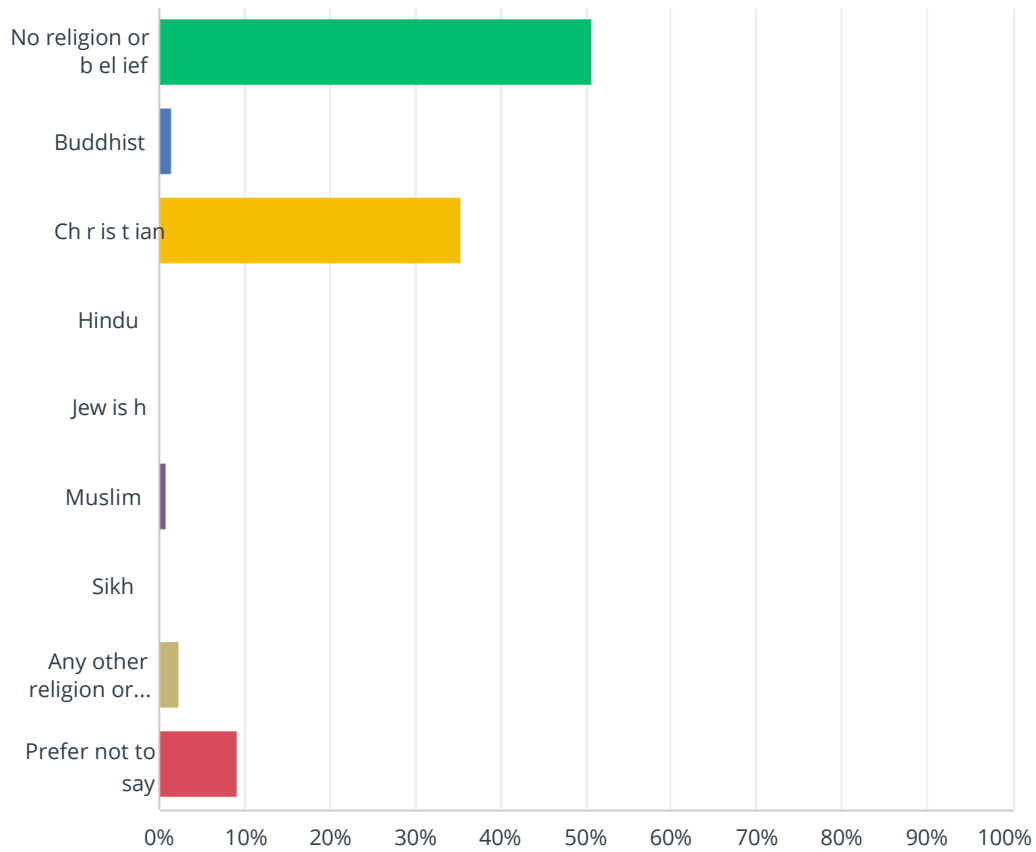
## SRA Diversity Questionnaire 2023



ANSWER CHOICES	RESPONSES	
B angl ades hi	0.00%	0
Chi nes e	0.00%	0
I ndi an	0.75%	1
Pakistani	0.00%	0
Any other Asian background	0.00%	0
A f ric an	0.00%	0
Caribbean	0.00%	0
Any other Black background	0.00%	0
White and Asian	0.75%	1
White and Black African	0.00%	0
White and Black Caribbean	0.75%	1
Any other Mixed / Multiple ethnic background	0.00%	0
British / English / Welsh / Northern Irish / Scottish	90.23%	120
I ris h	1.50%	2
Gypsy or Irish Traveller	0.00%	0
Roma	0.00%	0
Any other White background	2.26%	3
Arab	0.00%	0
Any other ethnic group	0.00%	0
Prefer not to say	3.76%	5
<b>TOTAL</b>		<b>133</b>

## Q8 What is your religion or belief?

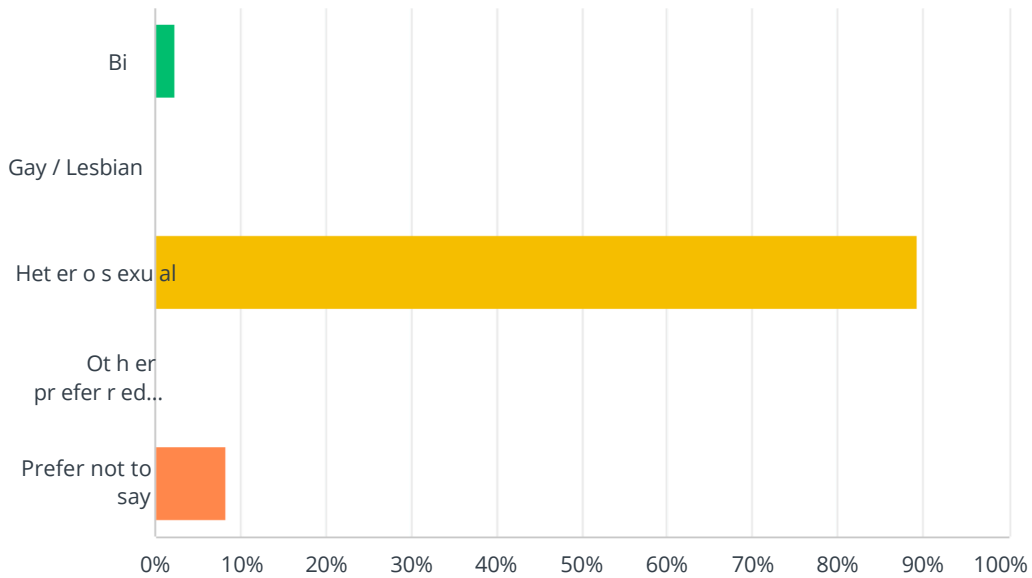
Answered: 130 Skipped: 3



ANSWER CHOICES	No	RESPONSES
religion or belief		50.77% 66
Buddhist		1.54% 2
Christian		35.38% 46
Hindu		0.00% 0
Jewish		0.00% 0
Muslim		0.77% 1
Sikh		0.00% 0
Any other religion or belief		2.31% 3
Prefer not to say		9.23% 12
<b>TOTAL</b>		<b>130</b>

## Q9 What is your sexual orientation?

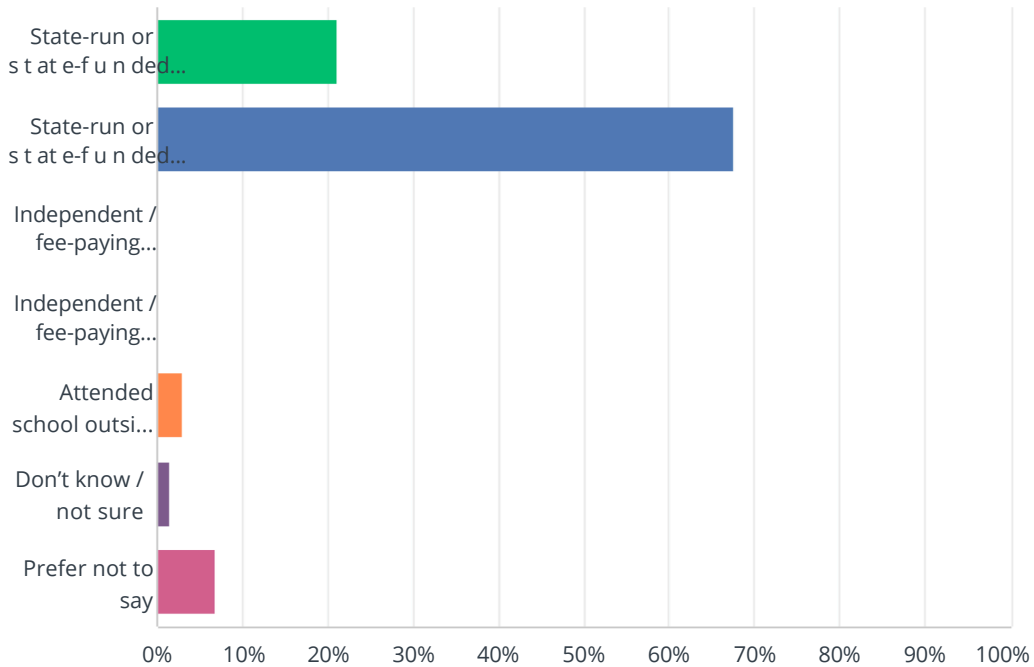
Answered: 132 Skipped: 1



ANSWER CHOICES	RESPONSES	
Bi	2.27%	3
Gay / Lesbian	0.00%	0
Heterosexual	89.39%	118
Other preferred description	0.00%	0
Prefer not to say	8.33%	11
<b>TOTAL</b>		<b>132</b>

### Q10 Which type of school did you attend for the most time between the ages of 11 and 16? If you changed schools, please base your answer on the last two years of your education

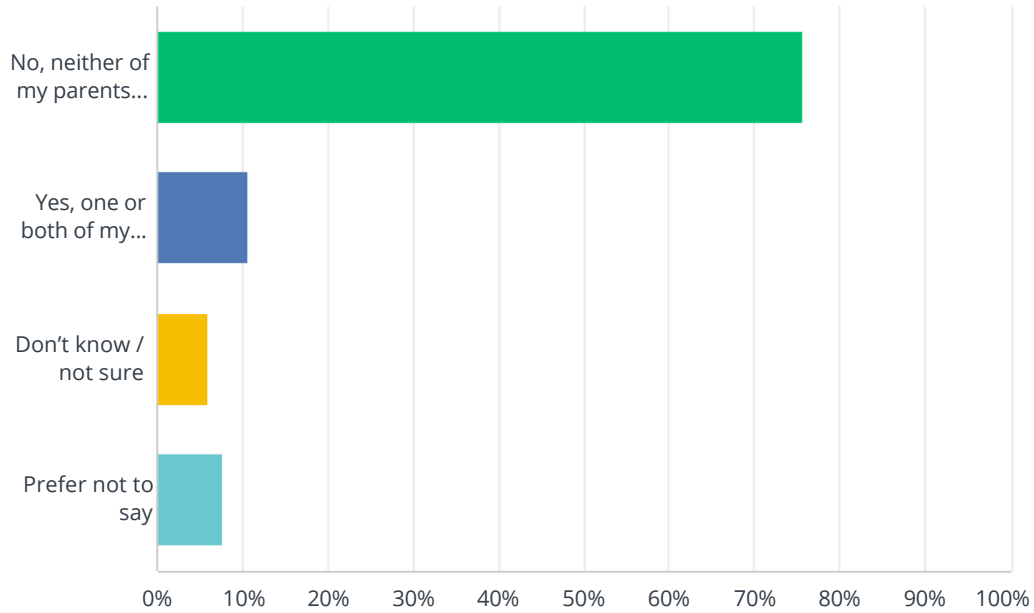
Answered: 133 Skipped: 0



ANSWER CHOICES	RESPONSES	
State-run or state-funded school (selective on academic, faith or other grounds)	21.05%	28
State-run or state-funded school (non-selective)	67.67%	90
Independent / fee-paying school where I received no bursary or a bursary covering less than 90% of my tuition	0.00%	0
Independent / fee-paying school where I received a bursary covering 90% or more of my tuition	0.00%	0
Attended school outside the UK	3.01%	4
Don't know / not sure	1.50%	2
Prefer not to say	6.77%	9
<b>TOTAL</b>		<b>133</b>

## Q11 Did either of your parents attend university and gain a degree (eg BA/BSc or equivalent) by the time you were 18?

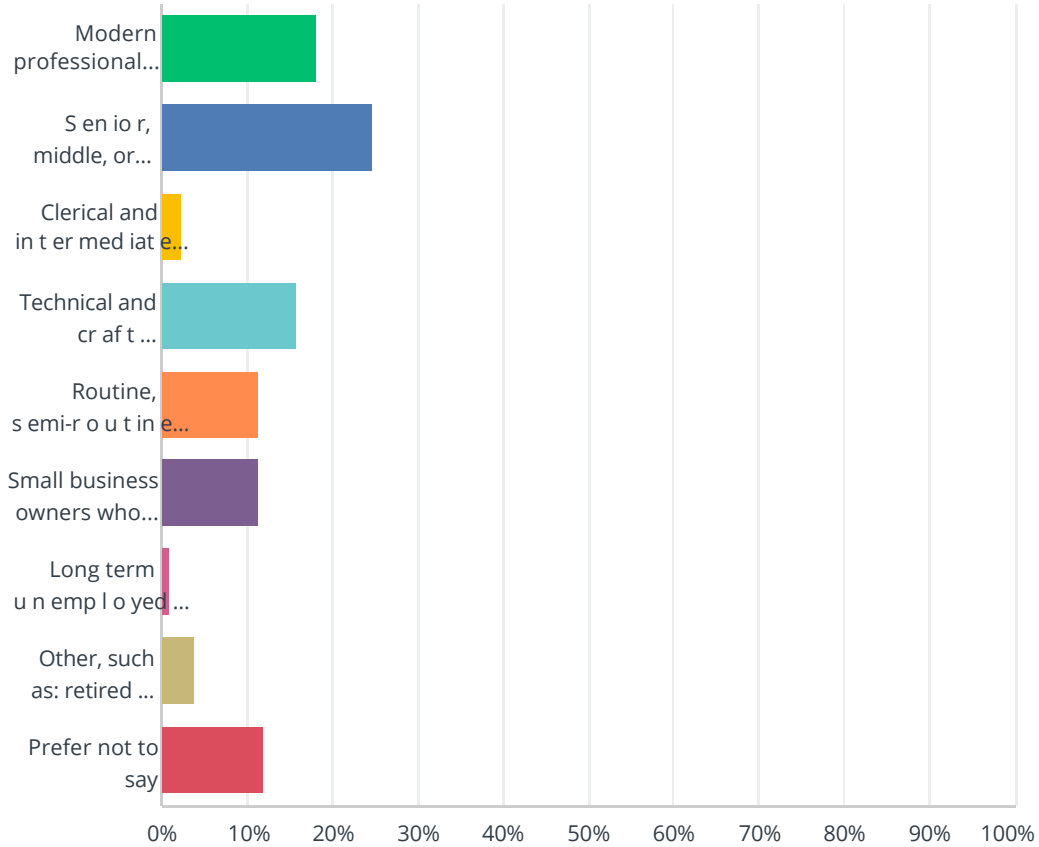
Answered: 132 Skipped: 1



ANSWER CHOICES	RESPONSES	
No, neither of my parents attended university	75.76%	100
Yes, one or both of my parents attended university	10.61%	14
Don't know / not sure	6.06%	8
Prefer not to say	7.58%	10
<b>TOTAL</b>		<b>132</b>

# Q12 What was the occupation of your main household earner when you were about 14?

Answered: 133 Skipped: 0

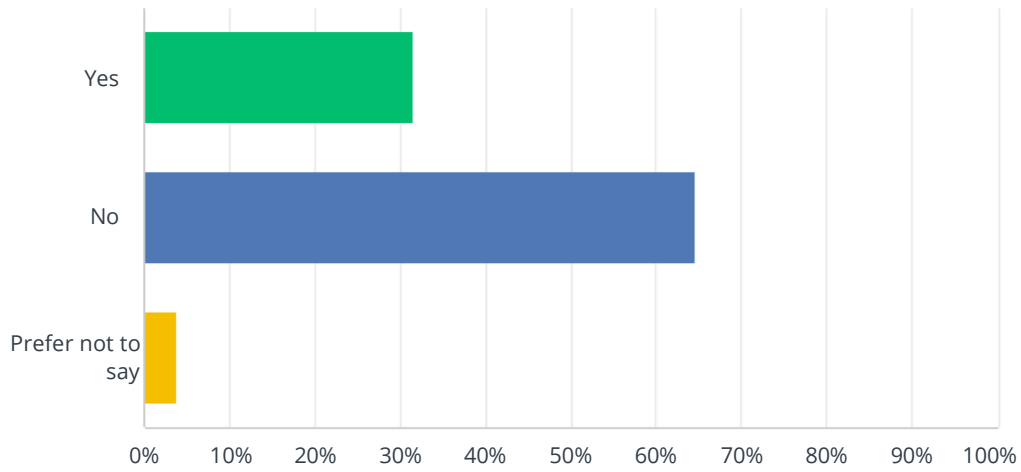


## SRA Diversity Questionnaire 2023

ANSWER CHOICES	RESPONSES	
Modern professional and traditional professional occupations such as: teacher, nurse, physiotherapist, social worker, musician, police officer (sergeant or above), software designer, accountant, solicitor, medical practitioner, scientist, civil / mechanical engineer.	18.05%	24
Senior, middle, or junior managers or administrators such as: finance manager, chief executive, large business owner, office manager, retail manager, bank manager, restaurant manager, warehouse manager.	24.81%	33
Clerical and intermediate occupations such as: secretary, personal assistant, call centre agent, clerical worker, nursery nurse.	2.26%	3
Technical and craft occupations such as: motor mechanic, plumber, printer, electrician, gardener, train driver.	15.	2
Routine, semi-routine, manual, and service occupations such as: postal worker, machine operative, security guard, caretaker, farm worker, catering assistant, sales assistant, HGV driver, cleaner, porter, packer, labourer, waiter/waitress, bar staff.	79%	1
Small business owners who employed less than 25 people such as: corner shop owners, small plumbing companies, retail shop owner, single restaurant or cafe owner, taxi owner, garage owner	11.	1
Long term unemployed (claimed Jobseeker's Allowance or earlier unemployment benefit for more than a year)	<del>28%</del> 28%	<del>5</del> 5
Other, such as: retired / this question does not apply to me / I don't know	0.	1
	75%	5
Prefer not to say	3.	16
	12.03%	76%
<b>TOTAL</b>		<b>133</b>

### Q13 Are you a primary carer for a child or children under 18?

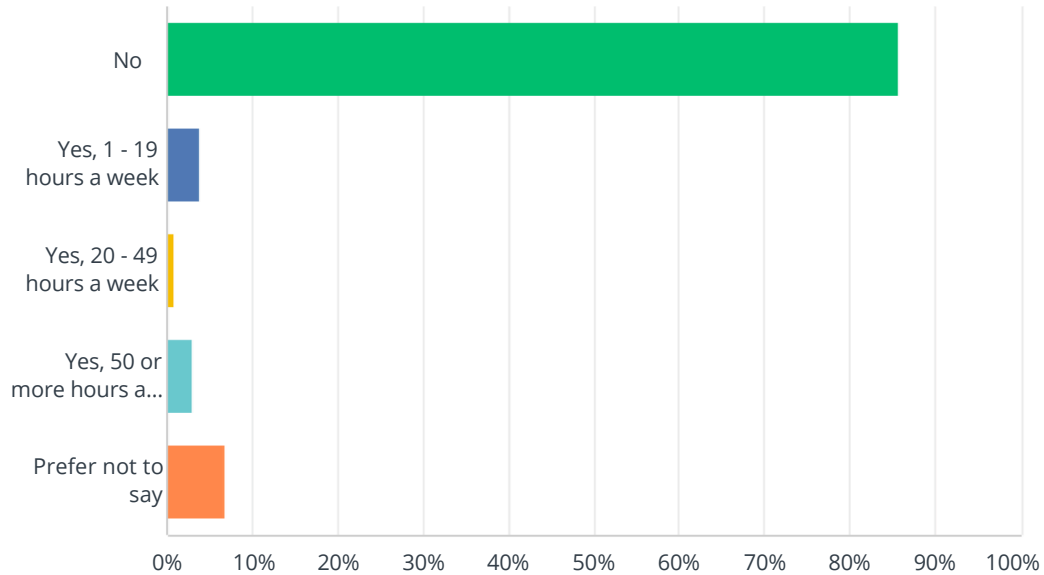
Answered: 133 Skipped: 0



ANSWER CHOICES	RESPONSES	
Yes	31.58%	42
No	64.66%	86
Prefer not to say	3.76%	5
TOTAL		133

### Q14 Do you look after or care for someone with long term physical or mental ill health caused by disability or age (not in a paid capacity)?

Answered: 133 Skipped: 0



ANSWER CHOICES	RESPONSES	
No	85.71%	114
Yes, 1 - 19 hours a week	3.76%	5
Yes, 20 - 49 hours a week	0.75%	1
Yes, 50 or more hours a week	3.01%	4
Prefer not to say	6.77%	9
TOTAL		133